



Colour Swatch

SKU



Material: Solid Surface Basin
Colour: Matt White

1021002



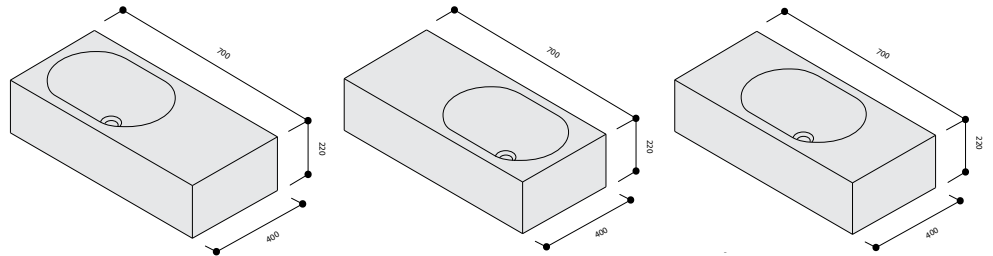
03

Product:
Vanity Basin

Material:
Matt solid surface

Design:
United Products

Fixing:
Licensed (plumber/builder) installer
is required



Harper Basin



Solid Surface Cleaning: Clean with a soapy sponge, followed by a rinse. For stubborn stains such as lime scale or soap build up use a mild abrasive cleaner like Gumption® paste, Jif® cream or Ajax® cream or powder – use with a soft damp cloth in wide circular motions.

Ceramic Cleaning: Clean only with a bit of water and vinegar once a week, using a soft damp cloth.

Paint, Timber and Metal finish cleaning: To remove a stain, begin by washing the affected area with soap and water. This alone will remove many stains, provided they are water-soluble. Do not use an abrasive cleaner. Light marks can be removed with a mixture of half mentholated spirits half water, then wipe dry with a clean soft cloth.

United Products has detailed, to the best of its ability, the most approximate measurement possible for each product given the method of manufacturing used.

Due to varying manufacturing methods, the dimensions illustrated here are nominal and subject to change without notice.



Colour Swatch

SKU



Material: Solid Surface Basin
Colour: Matt White

1021005



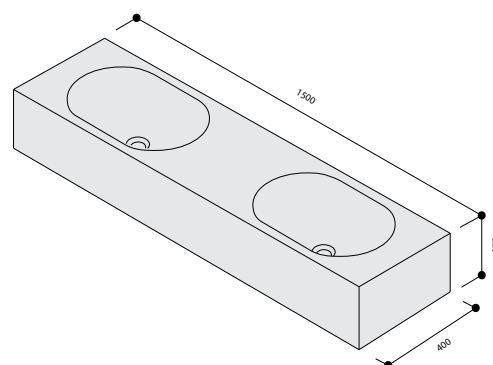
03

Product:
Vanity Basin


Material:
Matt solid surface

Design:
United Products

Fixing:
Licensed (plumber/builder) installer
is required



Harper Basin



Solid Surface Cleaning: Clean with a soapy sponge, followed by a rinse. For stubborn stains such as lime scale or soap build up use a mild abrasive cleaner like Gumption® paste, Jif® cream or Ajax® cream or powder – use with a soft damp cloth in wide circular motions.

Ceramic Cleaning: Clean only with a bit of water and vinegar once a week, using a soft damp cloth.

Paint, Timber and Metal finish cleaning: To remove a stain, begin by washing the affected area with soap and water. This alone will remove many stains, provided they are water-soluble. Do not use an abrasive cleaner. Light marks can be removed with a mixture of half mentholated spirits half water, then wipe dry with a clean soft cloth.

United Products has detailed, to the best of its ability, the most approximate measurement possible for each product given the method of manufacturing used.

Due to varying manufacturing methods, the dimensions illustrated here are nominal and subject to change without notice.

Colour Swatch

SKU



Material: Solid Surface
Colour: Matt White

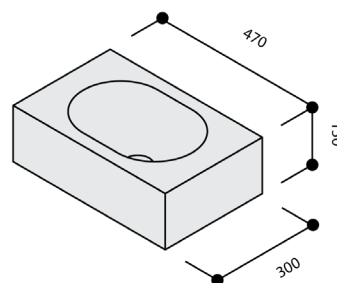
1 021 008

Product:
Basin

Material:
Matt solid surface

Design:
United Products Design

Fixing:
Licensed (plumber/builder) installer
is required.



Harper Mini Basin



Solid Surface Cleaning: Clean with a soapy sponge, followed by a rinse. For stubborn stains such as lime scale or soap build up use a mild abrasive cleaner like Gumption® paste, Jif® cream or Ajax® cream or powder – use with a soft damp cloth in wide circular motions.

Ceramic Cleaning: Clean only with a bit of water and vinegar once a week, using a soft damp cloth.

Paint, Timber and Metal finish cleaning: To remove a stain, begin by washing the affected area with soap and water. This alone will remove many stains, provided they are water-soluble. Do not use an abrasive cleaner. Light marks can be removed with a mixture of half mentholated spirits half water, then wipe dry with a clean soft cloth.

United Products has detailed, to the best of its ability, the most approximate measurement possible for each product given the method of manufacturing used.

Due to varying manufacturing methods, the dimensions illustrated here are nominal and subject to change without notice.