

## Features




### Robust brass mount block

To ensure permanent rock-solid mounting, a state of the art forged brass mount block is used on all Cascade bathroom accessories. This block attaches to the wall with 3 stainless screws and an innovative design ensures the fitting pulls firmly against the wall to prevent turning and wobbling.




### Strong stainless steel rails

Towel rails use a strong stainless steel tube for exceptional strength and durability. These shining chrome plated rails fit into the end brackets with a clever end cap and o-ring that prevents rattling and squeaking. Rails may easily be cut to length on site.




### Nylon bushes on moving parts

Toilet roll holders, towel rings and Guest towel holders use nylon inserts inside the swivel to ensure smooth quiet operation for that quality feel that is Cascade's character.



### Solid brass construction

Cascade accessories are crafted from Solid brass. The absence of inferior metals like mild steel and zinc alloy means that Cascade bathroom accessories will last much longer and maintain their shine for many years.



### Thick Smooth Plating

Under the shining chrome layer on brass components a thick nickel layer is applied. This ensures that the chrome adheres firmly to the brass as well as giving it that glossy, smooth appearance.